





























































<u>Ghosts of 2010</u>	1st	Turnout	Winning	Majority	Lead	2nd	3rd	4th	<u>2015 Candidates</u>
<u>Aberdeen North</u> 	Labour	58%	16,746	8,361	22%	SNP	.	.	
<u>Aberdeen South</u> 	Labour	67%	15,722	3,506	8%	Lib	Con	SNP	
<u>Aberdeenshire & Kincardine West</u> 	Lib Dem	68%	17,362	3,684	8%	Con	SNP	.	
<u>Airdrie & Shotts</u> 	Labour	58%	20,849	12,408	35%	SNP	.	.	
<u>Angus</u> 	SNP	60%	15,020	3,282	9%	Con	.	.	
<u>Argyll & Bute</u> 	Lib Dem	67%	14,292	3,431	8%	Con	Lab	SNP	
<u>Ayr, Carrick & Cumnock</u> 	Labour	63%	21,632	9,911	22%	Con	SNP	.	Link 

Ghosts of 2010	1st	Turnout	Winning	Majority	Lead	2nd	3rd	4th	2015 Candidates
Ayrshire Central 	Labour	64%	20,950	12,007	27%	Con	SNP	.	Link 
Ayrshire North & Arran 	Labour	62%	21,860	9,895	22%	SNP	.	.	Link 
Banff & Buchan 	SNP	60%	15,868	4,027	11%	Con	.	.	
Berwickshire, Roxburgh & Selkirk 	Lib Dem	66%	22,230	5,675	12%	Con	Lab	SNP	Link 
Caithness, Sutherland & Easter Ross 	Lib Dem	61%	11,907	4,826	17%	Lab	SNP	.	Link 
Coatbridge, Chryston & Bellshill 	Labour	59%	27,728	20,714	50%	SNP	.	.	Link 
Cumbernauld, Kilsyth & Kirkintilloch East 	Labour	64%	23,549	13,755	33%	SNP	.	.	Link 










<u>Ghosts of 2010</u>	1st	Turnout	Winning	Majority	Lead	2nd	3rd	4th	<u>2015 Candidates</u>
Dumfries & Galloway  Russel Brown	Labour	70.0%	23,950	7,449	14%	Con	SNP	.	Link  Russel Brown
Dumfriesshire, Clydesdale & Tweeddale  David Mundell	Conservative	69%	17457	4194	9%	Lab	Lib	SNP	 David Mundell
Dunbartonshire East  Jo Swinson	Lib Dem	75%	18,551	2,184	5%	Lab	Con	SNP	Link  Jo Swinson
Dunbartonshire West  Gemma Doyle	Labour/Co-op	64.0%	25,905	17,408	41%	SNP	.	.	Link  Gemma Doyle
Dundee East  Stewart Hosie	SNP	62.0%	15,350	1,821	5%	Lab	.	.	Link  Stewart Hosie
Dundee West  Jim McGovern	Labour	59%	17,994	7,278	20%	SNP	.	.	Link  Michael Marra
Dunfermline & Fife West  Thomas Doherty	Labour	66%	22,639	5,470	11%	Lib	SNP	.	Link  Thomas Doherty
East Kilbride, Strathaven & Lesmahagow  Michael McCann	Labour	67%	26,241	14,503	29%	SNP	.	.	Link  Michael McCann

Ghosts of 2010	1st	Turnout	Winning	Majority	Lead	2nd	3rd	4th	2015 Candidates
East Lothian 	Labour	67%	21,919	12,258	25%	Con	Lib	SNP	Link 
Edinburgh East 	Labour	65%	17,314	9,181	####	SNP	.	.	Link 
Edinburgh North & Leith 	Labour/Co-op	68%	17,740	1,724	4%	Lib	Con	SNP	Link 
Edinburgh South 	Labour	74%	15,215	316	1%	Lib	Con	SNP	Link 
Edinburgh South West 	Labour	69%	19,473	8,447	19%	Con	Lib	SNP	Link 
Edinburgh West 	Lib Dem	71%	16,684	3,803	8%	Lab	Con	SNP	Link 
Falkirk 	Labour-X	62.0%	23,207	7,843	15%	SNP	.	.	Link 
Fife North East 	Lib Dem	64%	17,763	9,048	23%	Con	Lab	SNP	Link 

Ghosts of 2010	1st	Turnout	Winning	Majority	Lead	2nd	3rd	4th	2015 Candidates
Glasgow Central 	Labour	51%	15,908	10,551	35%	SNP	.	.	Link 
Glasgow East 	Labour	52%	19,797	11,840	37%	SNP	.	.	Link 
Glasgow North 	Labour	58%	13,181	3,898	13%	Lib	SNP	.	Link 
Glasgow North East 	Labour	49%	20,100	15,942	54%	SNP	.	.	Link 
Glasgow North West 	Labour	58%	19,233	13,611	38%	Lib	SNP	.	Link 
Glasgow South 	Labour	62%	20,736	12,658	32%	SNP	.	.	Link 
Glasgow South West 	Labour/Co-op	55%	19,863	14,671	46%	SNP	.	.	Link 
Glenrothes 	Labour	60%	25,247	16,448	41%	SNP	.	.	Link 

<u>Ghosts of 2010</u>	1st	Turnout	Winning	Majority	Lead	2nd	3rd	4th	<u>2015 Candidates</u>
Gordon 	Lib Dem	66%	17,575	6,748	14%	SNP	.	.	Link 
Inverclyde 	Labour	63%	20,993	14,416	38%	SNP	.	.	Link 
Inverness, Nairn, Badenoch & Strathspey 	Lib Dem	65%	19,172	8,765	19%	Lab	SNP	.	Link 
Kilmarnock & Loudoun 	Labour/Co-op	63%	24,460	12,378	27%	SNP	.	.	Link 
Kirkcaldy & Cowdenbeath 	Labour	62%	29,559	23,009	50%	SNP	.	.	Link 
Lanark & Hamilton East 	Labour	62%	23,258	13,478	####	SNP	.	.	Link 
Linlithgow & Falkirk East 	Labour	64%	25,634	12,553	24%	SNP	.	.	Link 
Livingston 	Labour	63%	23,215	10,791	23%	SNP	.	.	Link 

<u>Ghosts of 2010</u>	1st	Turnout	Winning	Majority	Lead	2nd	3rd	4th	<u>2015 Candidates</u>
<p><u>Midlothian</u></p> 	Labour	64%	18,449	10,349	26%	SNP	.	.	<p>Link</p> 
<p><u>Moray</u></p> 	SNP	62%	16,273	5,590	14%	Con	.	.	<p>Link</p> 
<p><u>Motherwell & Wishaw</u></p> 	Labour	59%	23,910	16,806	####	SNP	.	.	<p>Link</p> 
<p><u>Na H-Eileanan An Iar [Western Isles]</u></p> 	SNP	66%	6,723	1,885	13%	Lab	.	.	
<p><u>Ochil & South Perthshire</u></p> 	Labour	67%	19,131	5,187	10%	SNP	.	.	<p>Link</p> 
<p><u>Orkney & Shetland</u></p> 	Lib Dem	59%	11,989	9,928	51%	Lab	SNP	.	<p>Link</p> 
<p><u>Paisley & Renfrewshire North</u></p> 	Labour	69%	23,613	15,280	####	SNP	.	.	<p>Link</p> 
<p><u>Paisley & Renfrewshire South</u></p> 	Labour	65%	23,842	16,614	42%	SNP	.	.	<p>Link</p> 

Ghosts of 2010	1st	Turnout	Winning	Majority	Lead	2nd	3rd	4th	2015 Candidates
Perth & Perthshire North 	SNP	67%	19,118	4,379	9%	Con	.	.	
Renfrewshire East 	Labour	77%	25,987	10,420	20%	Con	Lib	SNP	Link 
Ross, Skye & Lochaber 	Lib Dem	67%	18,335	13,070	38%	Lab	SNP	.	Link 
Rutherglen & Hamilton West 	Labour/Co-op	62%	28,566	21,002	45%	SNP	.	.	Link 
Stirling 	Labour	71%	19,558	8,354	18%	Con	SNP	.	Link 